

FnB Release Note 5.0.34.173

Bug Fixes:

	Description
10864	Fix syntax error if use member with ' symbol in UOM.
10916	Fix total amount not same as subtotal (ex) amount.
10978	Fix return with total discount for pos sales report resulted with wrong calculation.
10992	Fix pos transaction viewer F3 hotkey indicate for all Find, Preview, Print button.
11024	Fix Print Bar Code: Date UDF type appear as string data type.
11145	Fix Remote HQ report design Deny List not working as intended.
11155	Fix bonus point if use "exclude point gain if there is point payment" option, when return via point, calculation problem.
11159	Fix auto prompt re-prompt when change qty with syntax formula.
11168	Fix if backend default language is Chinese, can't change Front-end language to Chinese.
11169	Fix POS plugin menu localization of language does not function.
11193	Fix Z report discount and total discount presentation problem.
11255	Fix FE pos transaction viewer, right click on header during edit master/detail/payment prompt error.

Enhancement:

ID	Description
10858	Add Max Total Discount Limit control.
11025	Print Bar Code: Add Desc2 column.
11184	Separate Auto UOM Conversion control between backend and front-end.
11185	Show promotion amount at footer second customer display.
11188	Allow to set default report for Print Barcode report at front-end.
11194	Increase Company Registration No column length to 30 character.

Document Prepared by Jacky

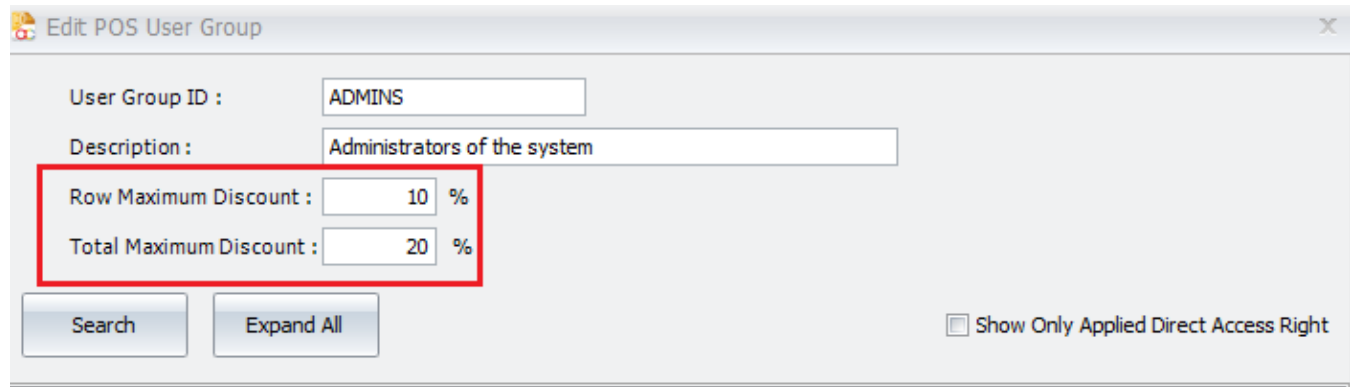
Last Modified 23rd November 2021

Highlights of Changes in 5.0.34.173

ID: 108585 Add Max Total Discount Limit control.

In previous version, the discount limit control is to control both row discount and total discount. In this version, we have separate row discount and total discount control individually.

To set, go to **Point Of Sales > Maintenance > POS User Group Maintenance > Edit**

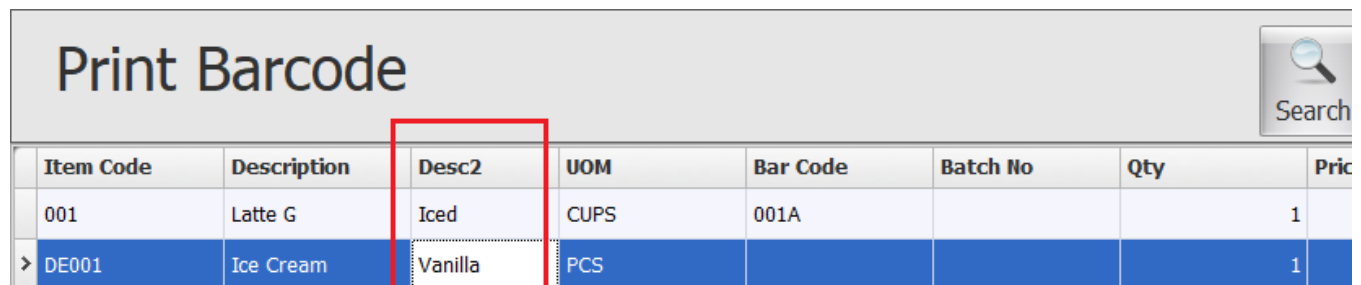


User Group ID :
 Description :
 Row Maximum Discount : %
 Total Maximum Discount : %
 ☐ Show Only Applied Direct Access Right

ID: 11025 Print Barcode add Desc2.

In this revision, we have included desc2 into the column chooser. User can view the item desc2 and print accordingly.

To set, go to **More Function > Print Barcode**

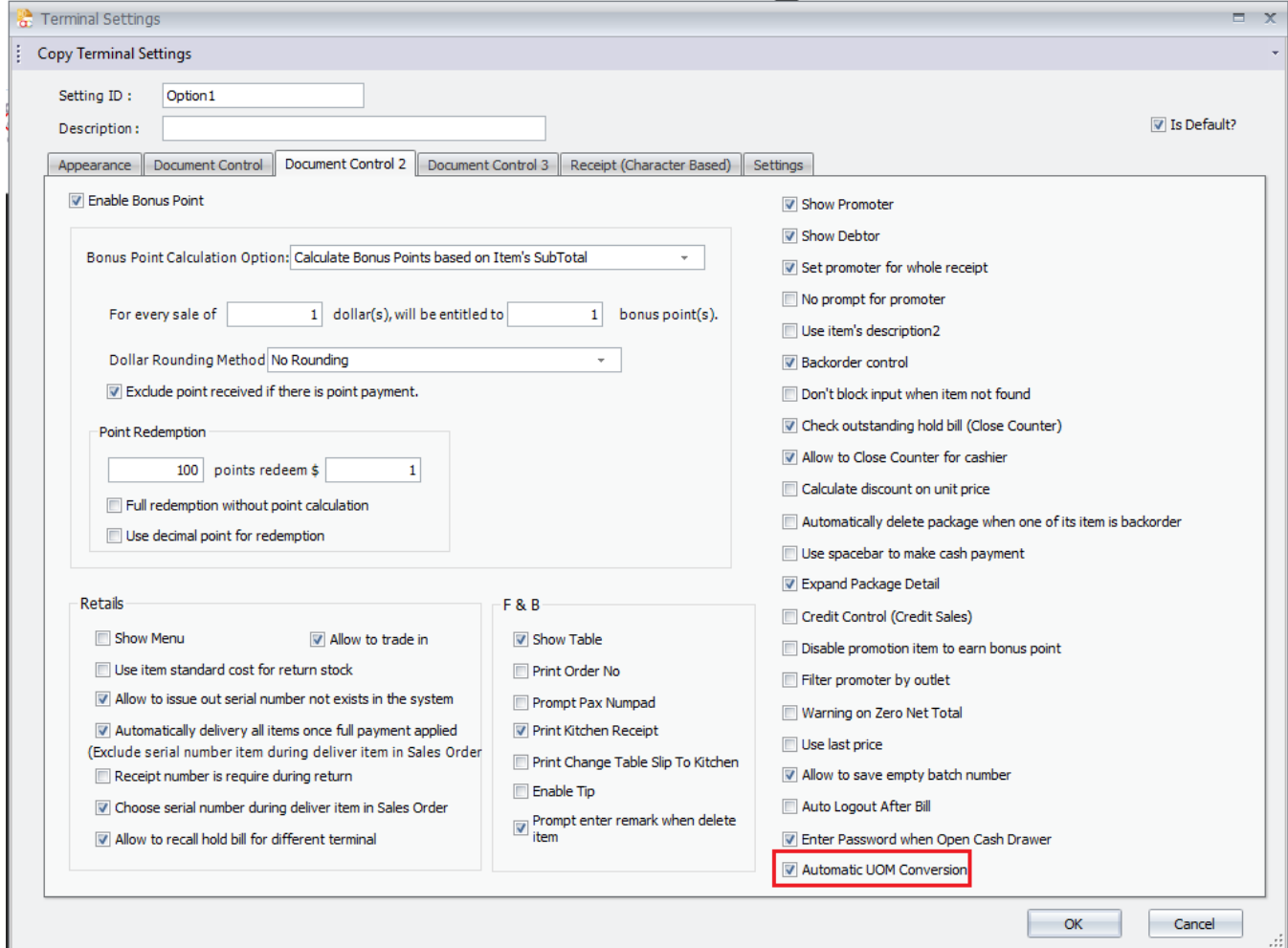


Item Code	Description	Desc2	UOM	Bar Code	Batch No	Qty	Price
001	Latte G	Iced	CUPS	001A		1	
> DE001	Ice Cream	Vanilla	PCS			1	

ID: 11184 Separate Auto UOM Conversion control between backend and frontend.

Some users may wish to use auto UOM conversion on their backend but not frontend. We have separated the UOM conversion settings.

To set, navigate to **Point Of Sales > Maintenance > Terminal Settings Maintenance > Edit > Document Control 2**



Terminal Settings

Copy Terminal Settings

Setting ID : Option1

Description : ☒ Is Default?

Appearance | Document Control | Document Control 2 | Document Control 3 | Receipt (Character Based) | Settings

☒ Enable Bonus Point

Bonus Point Calculation Option: Calculate Bonus Points based on Item's SubTotal

For every sale of dollar(s), will be entitled to bonus point(s).

Dollar Rounding Method: No Rounding

☒ Exclude point received if there is point payment.

Point Redemption

points redeem \$

☐ Full redemption without point calculation

☐ Use decimal point for redemption

Details

☐ Show Menu ☒ Allow to trade in

☐ Use item standard cost for return stock

☒ Allow to issue out serial number not exists in the system

☒ Automatically delivery all items once full payment applied
(Exclude serial number item during deliver item in Sales Order)

☐ Receipt number is require during return

☒ Choose serial number during deliver item in Sales Order

☒ Allow to recall hold bill for different terminal

F & B

☒ Show Table

☐ Print Order No

☐ Prompt Pax Numpad

☒ Print Kitchen Receipt

☐ Print Change Table Slip To Kitchen

☐ Enable Tip

☒ Prompt enter remark when delete item

☒ Show Promoter

☒ Show Debtor

☒ Set promoter for whole receipt

☐ No prompt for promoter

☐ Use item's description2

☒ Backorder control

☐ Don't block input when item not found

☒ Check outstanding hold bill (Close Counter)

☒ Allow to Close Counter for cashier

☐ Calculate discount on unit price

☐ Automatically delete package when one of its item is backorder

☐ Use spacebar to make cash payment

☒ Expand Package Detail

☐ Credit Control (Credit Sales)

☐ Disable promotion item to earn bonus point

☐ Filter promoter by outlet

☐ Warning on Zero Net Total

☐ Use last price

☒ Allow to save empty batch number

☐ Auto Logout After Bill

☒ Enter Password when Open Cash Drawer

☒ Automatic UOM Conversion

OK Cancel

ID: 11185 Show promotion amounts at footer of customer display.

Total promotion amount will be shown on second customer display so that customer can see the total amount of promotion that they are entitled during the purchasing.

Total: RM9.00

No.	Description	UOM	Qty	Total
1	Latte G	CUPS	1	9.00

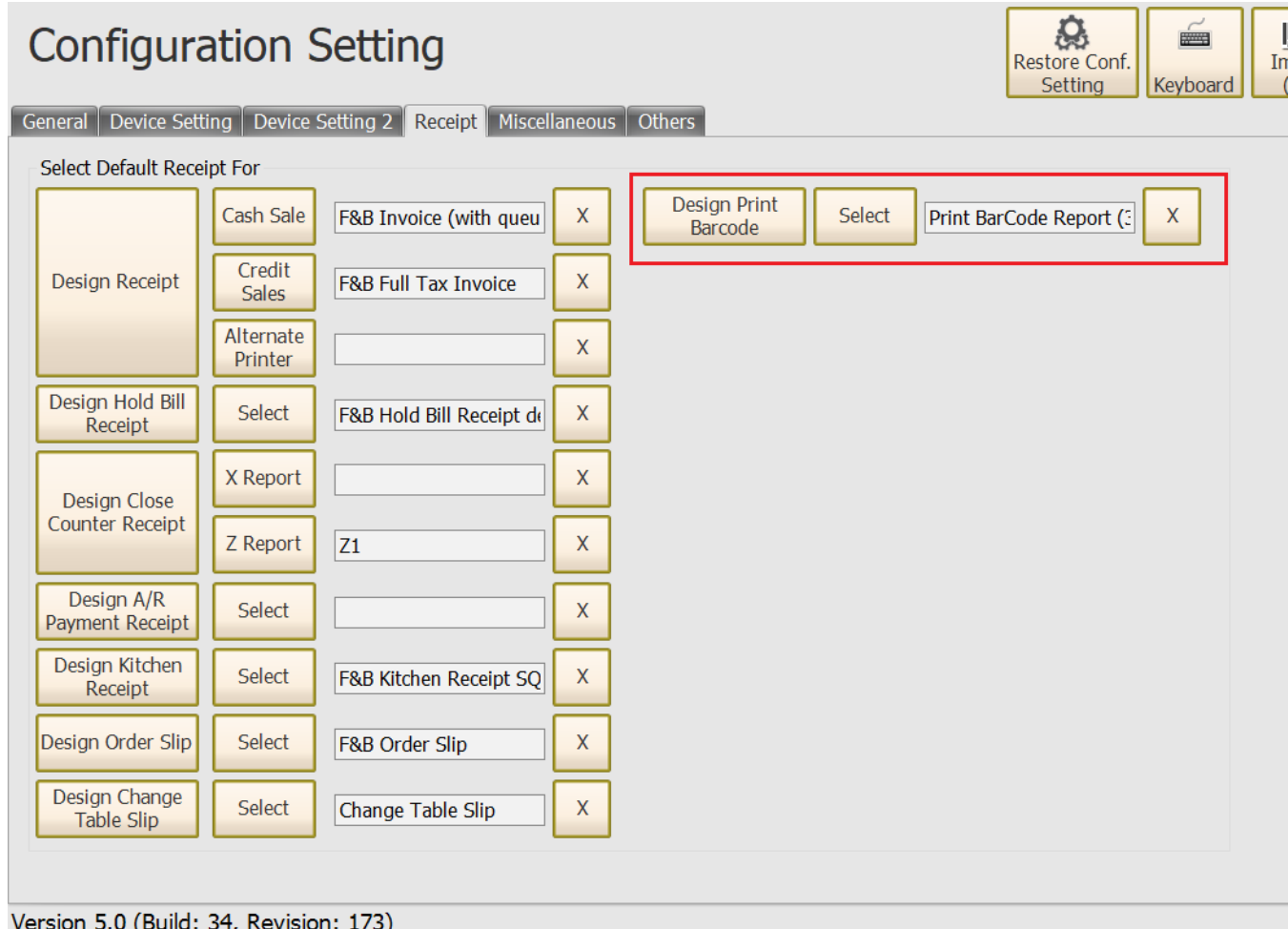
Welcome, I'm ADMIN

Sub Total (ex) :	10.50
Promotion :	-1.50
Rounding Adj.:	0.00
Final Total :	9.00

ID: 11188 Allow to set default report for Print Barcode report at frontend.

Instead of keep choosing barcode report format during printing, user can set default for it starting this new revision release.

Go to **More Function > Settings > Configuration Setting > Receipt**



Configuration Setting

General | Device Setting | Device Setting 2 | **Receipt** | Miscellaneous | Others

Select Default Receipt For

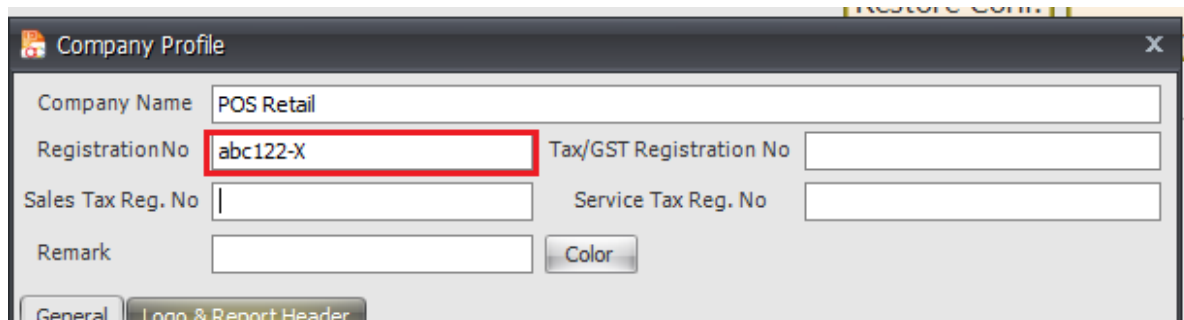
Design Receipt	Cash Sale	F&B Invoice (with queue)	X
	Credit Sales	F&B Full Tax Invoice	X
	Alternate Printer		X
Design Hold Bill Receipt	Select	F&B Hold Bill Receipt d	X
Design Close Counter Receipt	X Report		X
	Z Report	Z1	X
Design A/R Payment Receipt	Select		X
Design Kitchen Receipt	Select	F&B Kitchen Receipt SQ	X
Design Order Slip	Select	F&B Order Slip	X
Design Change Table Slip	Select	Change Table Slip	X

Design Print Barcode | Select | Print BarCode Report (Z) | X

Version 5.0 (Build: 34, Revision: 173)

ID: 11194 Increase Company Registration No column length to 30 character.

Due to the changing format of Company Registration No, we have increased the column length to match the new format. **Debtor, Company Profile, POS Company Profile.**



Company Profile

Company Name: POS Retail

RegistrationNo: **abc122-X** | Tax/GST Registration No:

Sales Tax Reg. No: | Service Tax Reg. No:

Remark: | Color:

General | **Logo & Report Header**